

# Radarr Supported

## Table of Contents



This page is a work in progress and requires additional effort.

This page is the disambiguation page for all **supported** wiki links (i.e. typically "more info" in the UI).

## Download Clients

- ▶ Aria2
  - ▶ [Refer to the Settings Page](#)
- ▶ Deluge
  - ▶ [Refer to the Settings Page](#)
- ▶ Download Station
  - ▶ [Refer to the Settings Page](#)
- ▶ Download Station
  - ▶ [Refer to the Settings Page](#)
- ▶ Flood
  - ▶ [Refer to the Settings Page](#)
- ▶ Hadouken
  - ▶ [Refer to the Settings Page](#)
- ▶ NZBGet
  - ▶ [Refer to the Settings Page](#)
- ▶ NZBVortex
  - ▶ [Refer to the Settings Page](#)
- ▶ Pneumatic
  - ▶ [Refer to the Settings Page](#)
- ▶ qBittorrent


- ▶ [Refer to the Settings Page](#)
- ▶ rTorrent
  - ▶ [Refer to the Settings Page](#)
- ▶ SABnzbd
  - ▶ [Refer to the Settings Page](#)
- ▶ Torrent Blackhole
  - ▶ [Refer to the Settings Page](#)
- ▶ Transmission
  - ▶ [Refer to the Settings Page](#)
- ▶ Usenet Blackhole
  - ▶ [Refer to the Settings Page](#)
- ▶ uTorrent
  - ▶ [Refer to the Settings Page](#)
  - ▶ Due to utorrent being adware and formerly spyware, it is not recommended. Most users use Qbittorrent.
- ▶ Vuze
  - ▶ [Refer to the Settings Page](#)

## Indexers

---

### Usenet

---

- ▶ Newznab
  - ▶ [Refer to the Settings Page](#)
  - ▶ Newznab is a standardized API used by many usenet indexing sites. Many presets are available, but all require an API key to be accessible.
  - ▶ Indexer Applications like [Prowlarr](#) and [NZBHydra2](#)  can provide advanced capabilities such as stat tracking.
- ▶ omgwtfnzbs
  - ▶ A defunct legacy implementation of a private usenet indexer. Use Newznab instead.
  - ▶ [Refer to the Settings Page](#)

### Torrents

---

- ▶ FileList
  - ▶ Private Tracker

- ▶ [Refer to the Settings Page](#)
- ▶ HDBits
  - ▶ Private Tracker
  - ▶ [Refer to the Settings Page](#)
- ▶ IP Torrents
  - ▶ Private Tracker



IP Torrents' native implementation does not support Search. Use it via Prowlarr or Jackett as torznab instead

- ▶ [Refer to the Settings Page](#)
- ▶ Nyaa
  - ▶ Torrent Tracker for Japanese Media (Anime) exclusively.



Nyaa frowns upon automation and frequently will ban your IP.

- ▶ [Refer to the Settings Page](#)
- ▶ Pass The Popcorn (PTP)
  - ▶ Private Tracker
  - ▶ [Refer to the Settings Page](#)
- ▶ Torrent RSS Feed
  - ▶ Generic torrent RSS feed parser.



The RSS feed must contain a `pubdate`. The release size is recommended as well.

- ▶ [Refer to the Settings Page](#)
- ▶ TorrentPotato
  - ▶ A legacy Couchpotato pre-Torznab format.
  - ▶ [Refer to the Settings Page](#)
- ▶ Torznab
  - ▶ Torznab is a wordplay on Torrent and Newznab. It uses the same structure and syntax as the Newznab API specification, but exposing torrent-specific attributes and .torrent files. Thus supports a recent RSS feed AND backlog searching capabilities. The specification is not maintained nor supported by the Newznab organization. (The same API specification is shared with nZEDb)
  - ▶ This is primarily only supported by [Prowlarr](#) and [Jackett](#)

- ▶ [Refer to the Settings Page](#)



Many torrent trackers thrive on the community and may have rules in place that mandate site visits, karma, votes, comments, etc.  
Please review your tracker rules and etiquette, keep your community alive.  
We're not responsible if your account is banned for disobeying rules or accruing Hit and Runs (HnRs)/low-ratio.

## Notifications


---

- ▶ Boxcar
- ▶ Custom Script
  - ▶ This allows you to make a custom script for when a particular action happens this script will run. See [Custom Scripts](#) for more details.
- ▶ Discord
  - ▶ By far one of the most common ways to push notifications of actions happening on your Radarr
- ▶ Email
  - ▶ Simply send yourself or somebody you want to annoy with email. If you're using Gmail, you need to enable less secure apps. If you're using Gmail and have 2-factor authentication enabled you need to use an App Specific password.



You can use a "pretty address" like `SomePrettyName <email@example.org>`

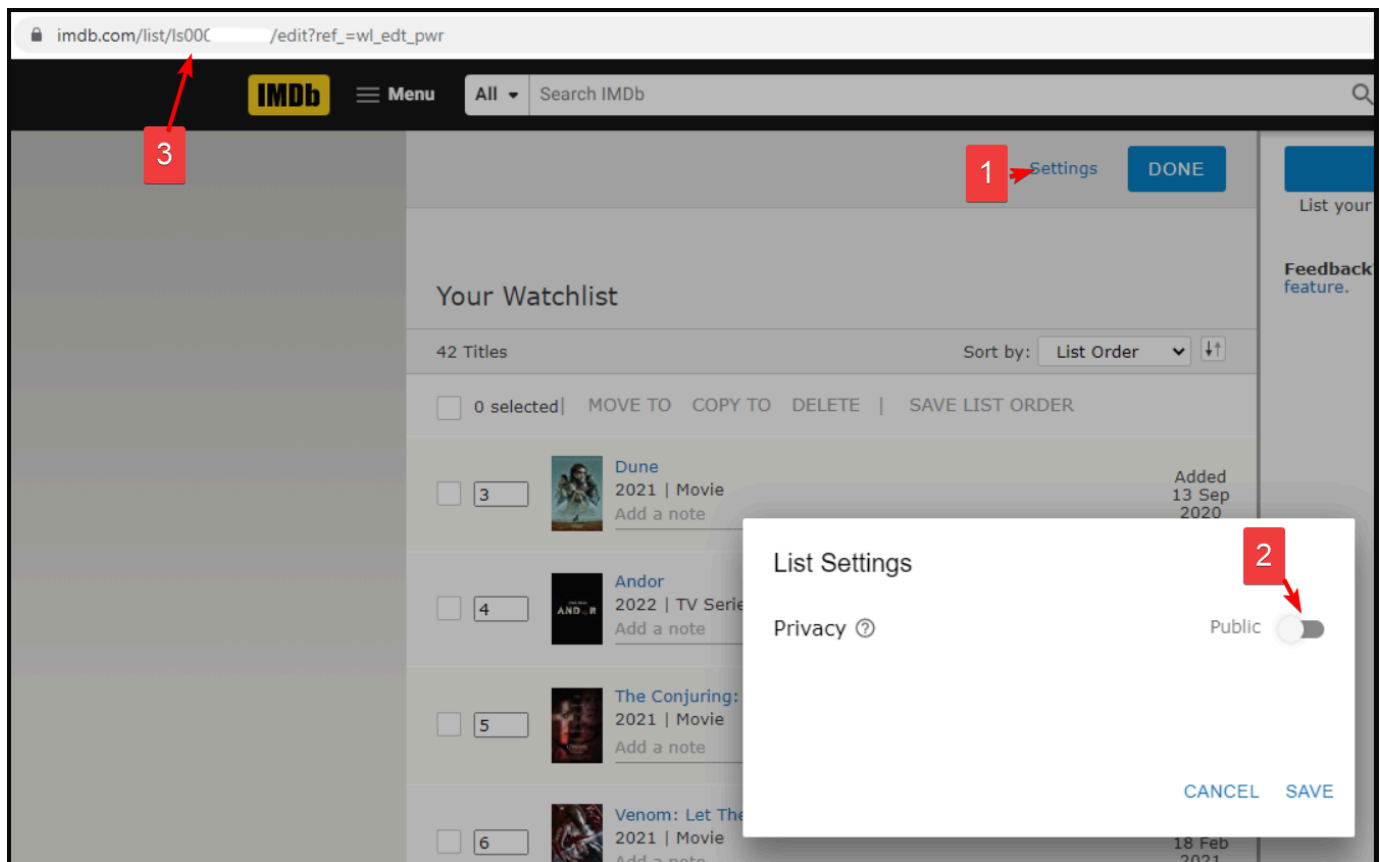
- ▶ Emby
- ▶ Gotify
- ▶ Join
- ▶ Kodi
  - ▶ Kodi spawned from the love of media. It is an entertainment hub that brings all your digital media together into a beautiful and user friendly package. It is 100% free and open source, very customizable and runs on a wide variety of devices. It is supported by a dedicated team of volunteers and a huge community. By adding Kodi as a connection you can update Kodi's library when a new movie has been added to Radarr.
- ▶ Mailgun
- ▶ Notifiarr
  - ▶ See the entry on [Useful Tools - Notifiarr](#)
- ▶ Plex Media Server

- ▶ The server for your self hosted Plex system, Enabling this is much like Kodi will allow you to push an update to your plex server notifying it that a new/upgraded movie is available.
- ▶ This is rarely needed and is only required if Plex is unable to watch the file system for changes.
- ▶ In the handful of situations where Plex is unable to watch the file system using ionotify - such as certain types of remote mounts and a handful of older network mounts - it is suggested to use the app plexautoscan rather than the Plex connection
- ▶ A use a tool like [plexautoscan](#)  is another option.
- ▶ Prowl
- ▶ Pushbullet
- ▶ Pushcut
- ▶ Pushover
- ▶ SendGrid
- ▶ Slack
- ▶ Synology Indexer
- ▶ Telegram
- ▶ Trakt
- ▶ Twitter
  - ▶ See this [Tips and Tricks entry](#)
- ▶ Webhook

## Lists

---

- ▶ CouchPotato
- ▶ Custom Lists
- ▶ IMDb Lists
  - ▶ To add your IMDb Watchlist, go to your list and click edit. Make sure privacy setting is set to public. In the address bar you will find the **lsxxxxxx** number that you will need to enter into Radarr
    1. Go to your IMDB List Settings
    2. Ensure Privacy is set to **Public** (i.e. **Disabled**)
    3. Use the **ls** number within the URL



#### ► Plex Watchlist

- Requires: v4.1.0.6176+
- Simply add a Plex watchlist for the authenticated Plex user to Radarr. Note that it's required that your list contain movies on it.
- To have multiple user's watchlists you'll need to add each user's lists and authenticate with their Plex user.

#### ► Radarr

- TRaSH has [a guide](#) for syncing two instances

#### ► RSS List

- This list format inherit from old IMDB RSS feeds. It only needs a title and a year which can be useful for non-enriched data.



Year is directly parsed from the title tag value

Here is a sample data :

```

1  <rss>
2    <channel>
3      <title>My custom RSS list</title>
4      <description></description>
5      <link>http://example.com/rss</link>
6      <lastBuildDate>Sun, 16 Jun 2024 13:54:33 GMT</lastBuildDate>
7  
```

```

8      <item>
9          <title><![CDATA[ Tehachapi (2023) ]]></title>
10         <guid isPermaLink="false">Tehachapi (2023)</guid>
11     </item>
12     <item>
13         <title><![CDATA[ Dissidente (2023) ]]></title>
14         <guid isPermaLink="false">Dissidente (2023)</guid>
15     </item>
16 </channel>
</rss>

```

#### ► StevenLu Custom

- Allows you to create custom movies lists in json format.

Your feed requires for each movie either a `title` or an `imdb_id`, both can be provided.



Note that `imdb_id` is safer than `title` as it does not require a broad search  
Here is a sample valid json :

```

1  [
2      {
3          "title": "The Wastetown",
4          "poster_url": "https://www.themoviedb.org/t/p/w300_and_h450_bestv2/6J3:
5          "imdb_id": "tt22889064"
6      },
7      {
8          "title": "Wild Sunflowers",
9          "poster_url": "https://www.themoviedb.org/t/p/w300_and_h450_bestv2/tHK.
10         "imdb_id": "tt13774830"
11     }
12 ]

```

- Additional keys can be added in items (will be ignored)

- For an empty list just return an empty json array `[]`

#### ► StevenLu List

#### ► TMDb Collection




- Collection Lists are no longer supported in Radarr v4.2 and have been migrated to collections within Radarr.  
See the [Collections](#) section for more details.

#### ► TMDb Company

#### ► TMDb Keyword

#### ► TMDb List

#### ► TMDb Person

- ▶ If the TMDb Person url is `https://www.themoviedb.org/person/500-tom-cruise` then the Person ID is `500`
- ▶ TMDb Popular
  - ▶ Top uses <https://developers.themoviedb.org/3/movies/get-top-rated-movies> 
  - ▶ Popular uses <https://developers.themoviedb.org/3/movies/get-popular-movies> 
  - ▶ Theaters uses <https://developers.themoviedb.org/3/movies/get-now-playing> 
  - ▶ Upcoming uses <https://developers.themoviedb.org/3/movies/get-upcoming> 
- ▶ TMDb User
- ▶ Trakt List
  - ▶ Username - Ensure you enter the actual username of the user and not the user's name
  - ▶ List - Ensure you use the list name as presented in the list URL
  - ▶ Example: `https://trakt.tv/users/some-user-name/lists/trakt-list-name?sort=rank,asc`
    - ▶ Username: `some-user-name`
    - ▶ List: `trakt-list-name`
- ▶ Trakt Popular List
- ▶ Trakt User
  - ▶ This type should be used when using your own watchlist

## Metadata

---

- ▶ Emby (Legacy)
  - ▶ Enable - Enable metadata file creation for this metadata type
  - ▶ Movie Metadata - Enable metadata file creation for this metadata type
- ▶ Kodi (XBMC) / Emby
  - ▶ Enable - Enable metadata file creation for this metadata type
  - ▶ Movie Metadata - Create a `<filename>.nfo` with the movie metadata
  - ▶ (Advanced Option) Movie Metadata URL - Create `movie.nfo` with TMDb and IMDb movie URLs
  - ▶ Metadata Language - Select the language Radarr should use to write the metadata if available in that language
  - ▶ Movie Images - Create various Season images including posters and banners
  - ▶ Use Movie.nfo - Write the nfo file as `movie.nfo` rather than the default
  - ▶ Collection Name - Radarr will write the collection name to the .nfo file



- ▶ Roksbox
  - ▶ Enable - Enable metadata file creation for this metadata type
  - ▶ Movie Metadata - Create xml file for each movie
  - ▶ Movie Images - Create `Movie.jpg`
- ▶ WDTV
  - ▶ Enable - Enable metadata file creation for this metadata type
  - ▶ Movie Metadata - Create `<filename>.xml` for each episode
  - ▶ Movie Images - Create `folder.jpg`