


OVERFRAME




Top BuildsTier ListPlayer SyncNew Build

ITEMWEAPONMELEECLAWSRIPKAS




Ripkas - Farming Shotgun Partner


by [zack](#) — last updated 7 months ago

 5  3  0

Motorized saw claw weapon.

COPY





120 VOTES

4 COMMENTS

ITEM RANK30

60 / 60

OROKIN REACTOR

APPLY CONDITIONALS

ATTACK SPEED0.83


CRITICAL CHANCE20%


CRITICAL MULTIPLIER2.0x

RANGE1.75m


RIVEN DISPOSITION1.30

STATUS CHANCE15%





OTHER RIPKAS BUILDS




Ripkas - Farming Shotgun Partner

Ripkas guide by [zack](#)

3 FORMAMEDIUM GUIDE

VOTES12




Ripkas for endo farm on Sedna arena

Ripkas guide by [BaoCat](#)

4 FORMAMEDIUM GUIDE

VOTES49




Portable Chainsaws For Nekros

Ripkas guide by [kevn](#)

4 FORMASHORT GUIDE

VOTES2

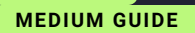


Extra Slicey Amalgam Ripkas

Ripkas guide by [MonsieurHedge](#)

3 FORMASHORT GUIDE

VOTES



GUIDE

4 COMMENTS

RIPKAS BUILDS

BUILDS BY ZACK

Ripkas - Farming Shotgun Partner


This build takes advantage of this weapons signature mod: [\[Amalgam Ripkas True Steel\]](#). This mod has two major advantages. The first is the extra reload speed on shotguns. Pairing it with a weapon like the [\[Exergis\]](#) can lead to a surprising increase in damage for such a seemingly small buff. The second is when you are farming with [Nekros](#). With 100% gore chance, you can consistently cut corpses in half and double the effectiveness of your time (yes, this is a real mechanic!). You don't even have to use the weapon, you can just have it equipped while wielding a good shotgun!

The rest of this guide assumes you want to actually use this weapon.

How the Rest of the Build Works

This is a heavy attack spamming build that is farming for the guaranteed slash procs that Claws have. These slash procs deal true damage so even against heavily armored enemies its going to do at least decent damage. Each of these heavy attacks comes out decently fast as well thanks to the heavy attack wind up speed buff and attack speed from [\[Gladiator Vice\]](#).

[\[Focus Energy\]](#) is extremely useful as [\[Corrupt Charge\]](#) isn't quite fast enough at refilling the combo counter if you chain heavy attacks. Swapping this for [\[Spoiled Strike\]](#) technically works, but isn't a great option. If you don't mind a half second pause between attacks, this can get swapped for [\[Reach\]](#) to help hit more enemies at once.



Prime -
Heavy
Attack
Tank

Silva &
Aegis
Prime
guide by
zack

VOTE
118

5
FORMA

LONG
GUIDE



My Account Support

[Terms of Service](#)
[Privacy Policy](#)

MMORPG.com

DiabloFans



ArtifactFire.com