

ADVERTISEMENT


in: [Syndicates](#), [Update 16](#), [Characters](#), and [2 more](#)

SIGN IN

REGISTER

Cephalon Simaris

229 EDIT



CHARACTERS

CEPHALONS

QUOTES

Through synthesis we can rebuild and preserve. Create memory-immortals within this data oasis. Will you become enlightened Tenno? Will you hunt for me?

—Cephalon Simaris

Cephalon Simaris (or referred to as **Irmis** by [Cephalon Suda](#)) is a [Cephalon](#) construct that resides within the [Sanctuary](#) Enclave, a room found in all [Tenno Relays](#), which is accessible by visiting any Relay and then using Fast Travel from the Main Menu: default

Cephalon Simaris

Sigil


Cephalon

Alignments

This Syndicate is neutral to other Syndicates.

through the process known as [Synthesis](#), that deconstructs a being and preserves them as data for further research within the Sanctuary.

Standing Gain

Standing with Cephalon Simaris is earned by scanning objects and entities using [Synthesis Scanners](#). The amount gained scales with [enemy level](#), and is multiplied further if performed during [stealth](#). Synthesis scans from [Helios](#)'s  [Investigator](#) do not grant Simaris standing.


1. Standing Gain
 - 1.1. Tips
2. Sanctuary
3. Synthesis
4. Offerings
5. Media
6. Trivia
7. Bugs
8. See Also
9. Patch History

Simaris's enclave provides tasks to scan [Synthesis](#) targets.





There are two types of tasks:

- Personal Target Task for recovering Research Imprints, which involves scanning for an individual target up to 10 times. These tasks can only be completed once per target.
- Daily Synthesis Task, which involves scanning a random individual target 2-4 times daily. Returning to Simaris after completing this task awards Standing and [Endo](#).

After embarking these tasks, a specific enemy will appear in missions, announced by Simaris on entry, which can be tracked from helix-like trails that can only be seen using the Synthesis Scanner. These targets are identified by a visible blue outline. To synthesize the target, three to four points on their body must be scanned with the Synthesis Scanner. However they will attempt to flee and have various abilities to assist in their escape, and can be rendered inert using [Kinetic Siphon Traps](#) bought from Simaris for [Credits](#). Once synthesized, the entire squad will earn Cephalon Simaris standing, scaling with enemy level.

Unlike other Syndicates, Simaris has no ranks, allowing players to farm the maximum  **125,000** standing unhindered (except by the Daily Standing Cap).

Tips

- Scanning for high leveled enemies and Synthesis targets such as [The Steel Path](#), while using invisible frames such as  [Ash](#),  [Loki](#),  [Ivara](#), or  [Octavia](#), is



- Another very simple method of maxing standing is going to the [Plains of Eidolon](#), [Orb Vallis](#), or [Cambion Drift](#) in the Steel Path version. The [Synthesis Scanner](#) can be used from an [Archwing](#), you can fly up high enough to permanently stay undetected from the enemies for stealth scan bonuses and every enemy, turret, animal, [Eidolon Lure](#), and world boss can be quickly scanned for hundreds of standing each.
- To get the most standing you want to scan the target from the daily synthesis quest (on a Steel Path version if possible), then go to the Steel Path version of Adaro on Sedna (or another node if you prefer) and max out your daily standing. **Lastly**, turn in the daily synthesis quest for the bonus standing, which **doesn't count towards the daily limit**.

Sanctuary



Cephalon Simaris in his relay enclave

Main article: [Sanctuary \(Cephalon Simaris\)](#)

The **Sanctuary** is Cephalon Simaris' Syndicate enclave in the [Relays](#). Compared to other Syndicate enclaves, the Sanctuary houses more functions for Tenno to explore, including the Simulacrum, where players can create multiple Mimeographs of enemies;

Mastery Rank test trials, where players can practice previously conquered [Mastery Rank](#) tests (or prepare for the one at their next rank); and Synthesis Research.

Synthesis

Main article: [Synthesis](#)

Synthesis is Cephalon Simaris' primary purpose and interest as a [Cephalon](#). It is a process of analyzing physical objects and contributing the data into the [Sanctuary](#), using [Synthesis Scanners](#). The goal is to populate the Sanctuary with knowledge and reward the [Tenno](#) with the lore behind the [WARFRAME](#) universe that was lost to time.

Offerings

▼ View Offerings List ▼

To acquire all offerings, a player needs a total of **4,220,000**, not including costs for

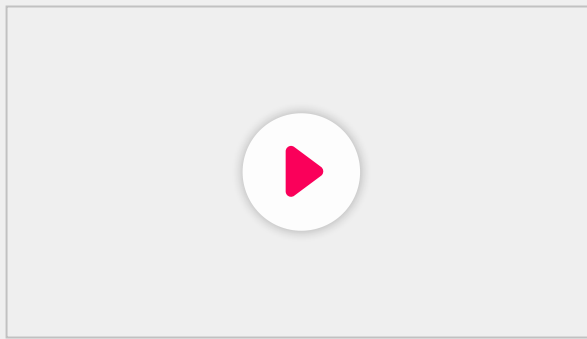


Standing of 125,000 at least 34 times. However, this does not take into account that some of the offerings can be acquired in other ways, reducing the times max-out is needed.

Cephalon Simaris is the only place to acquire duplicate claimed [Daily Tribute](#) weapons and quest-exclusive items, mods, weapons, Warframes, and Archwings.

Cephalon Simaris' offerings are available for purchase at the blue terminal to the right of him.

Media



Cephalon Simaris Daily Quest Update 17.8
Warframe

Trivia

- Amusingly, his placeholder description before his release had read out, *"Do books even still exist in this universe? Just plug that shit directly into my brain. While I prefer librarians with glasses, a sentient group of trapezoids will have to do."*
- Cephalon Simaris is voiced by [Ross Huguet](https://twitter.com/GameSoundDesign/status/682345001339228160) (<https://twitter.com/GameSoundDesign/status/682345001339228160>).
 - During [Octavia's Anthem](#), [Cephalon Suda](#) refers to Simaris as "Irmis", however it is unknown whether this is an actual name from his past or just a mistake due to Suda's mind being affected.

Bugs

- There is an uncommon glitch that can occur when a player talks to Cephalon Simaris for the first time, his speech will loop infinitely with no escape other than closing the game.
- When first talking to Cephalon Simaris for The New Strange, select the first talking



this quest.

- The game's navigation system points players to the room directly below where Cephalon Simaris is, and there's no indication to use the lift, which is a blue glowing tube that propels you up to the correct floor to access his room.

See Also

- [Sanctuary \(https://warframe.com/sanctuary/\)](https://warframe.com/sanctuary/), an official WARFRAME site regarding Simaris' room, Sanctuary.
- [Sanctuary \(Cephalon Simaris\)](#), an in-house page from WARFRAME Wiki regarding Simaris' room, Sanctuary.

Patch History

Hotfix 35.5.9 (2024-05-01)

- Fixed the “Fully Scan To Unlock” text in the Simulacrum Spawner options not fitting into the UI for certain languages.
 - Now, only the “LOCKED” tag will appear and the “Fully Scan To Unlock” text will appear in the on-hover tooltip.

Hotfix 35.5.4 (2024-04-05)

- Fixed Secondary ammo pickups in the Simulacrum not charging the Grimoire's alt-fire

Syndicates		
Relay	Factions	Arbiters of Hexis • Cephalon Suda • New Loka • Red Veil • Steel Meridian • The Perrin Sequence
	Neutral	Cephalon Simaris • Conclave
Open World	Cetus	Ostron • The Quills
	Fortuna	Solaris United • Ventkids • Vox Solaris
	Necralisk	Entrati • Necraloid
Star Chart	Chrysalith	The Holdfasts
	Sanctum	Cavia
	Anatomica	
Drifter's Camp		Kahl's Garrison
Event		Operational Supply • Nightwave
Standing • Syndicate Medallions • Syndicate Radial Effects		

Categories

▼

Languages

▼

Community content is available under [CC-BY-SA](#) unless otherwise noted.

More Fandoms

Sci-fi

Warframe