

OVERFRAME

Top Builds

Tier List


Player Sync

New Build

ITEM

WARFRAME

TITANIA PRIME



Beguiling Butterfly Titania | DPS/General Use

by [ninjase](#) — last updated a month ago

10

Tempting and terrifying, this is Titania in her ultimate form.

453 VOTES14 COMMENTS

ITEM RANK

30

60 / 60

OROKIN REACTOR

APPLY CONDITIONALS

ENERGY

HEALTH

SHIELD


265

465

370

COPY

OTHER TITANIA PRIME BUILDS




Queen of the Fairies

Titania Prime guide by [THEmooN85](#)

2 FORMA

LONG GUIDE




Beguiling Butterfly Titania | DPS/General Use

Titania Prime guide by [ninjase](#)

1 FORMA

LONG GUIDE




Hardcore Endgame Titania | Crit Chance Pixie | The Index | Steel Path | Arbitrations

Titania Prime guide by [apocryphate](#)

4 FORMA

SHORT GUIDE



Solo Everything - Ultimate Razorwing build

OVERFRAME

Top Builds

Tier List

Player Sync

New Build

RANGE

STRENGTH

ARMOR

DAMAGE REDUCTION

EFFECTIVE HIT POINTS

100%

100%

135

31%


1,168

zeemgeem

5 FORMA

LONG GUIDE

BUILDS BY NINJASE



The Devouring Void | Raw Non-crit Laetum (One-shot Steel Path)

Laetum guide by ninjase

5 FORMA

LONG GUIDE



The Lich King Revenant | General Use/Endurance Steel Path | Mesmer Tank and One-shot Reave

Revenant Prime guide by ninjase

5 FORMA

LONG GUIDE



Thunderdome Khora | Steel Path Endurance Survival and Looting

LONG GUIDE

GUIDE

14 COMMENTS

TITANIA PRIME BUILDS

BUILDS BY N

Beguiling Butterfly Titania | DPS/General Use

INTRODUCTION

General use Razowing [Titania] build for staying in Razorwing and maximising Dex Pixia DPS, good for most content, Steel Path and Plague Star.

Nourish Titania: <https://overframe.gg/build/687396/>
High Strength one-cast full strip Pillage variant:
<https://overframe.gg/build/430581/>

This is a high range variant for Steel Path utilising crowd control: <https://overframe.gg/build/286293/>

This is an even higher range variant:
<https://overframe.gg/build/286297/titania-prime/condemn-the-world-titania-crowd-control-steel-path/>

BUILD SPECIFICS

Duration

High duration is important for minimising energy drain from Razorwing and maximising the uptime of Spellbind (for status immunity) and Tribute (for damage reduction from thorns). Add more duration as you add forma (e.g. replace [Augur Message] or secrets with [Constitution]).

Efficiency

Efficiency can be slightly boosted by [Seismic Bond] on a companion.

Range

Keeping neutral range gives a 20m radius for Lantern

Strength

High strength is good for boosting eclipse/pillage, razorwing base damage and the firerate/movement speed buffs from [Razorwing Blitz] augment. If your strength is too high, the movement speed may become more uncontrollable. 200% is



Octavia
General
Use |
AFK
Steel
Path

Octavia
Prime
guide by
ninjase

VOT

138

3
FORMA
LONG
GUIDE

Survivability

Option 1 (Higher level steel path levels e.g. >200) Shield Gating with Catalyzing Shields

Shield Gating is a mechanic that allows you to abuse invulnerability frames (i-frames) gained upon breaking of shields, by simply restoring shields whenever they break within a short window. Catalyzing Shields currently reduces max shields by 5 BUT forces any amount shield you own to give the maximum 1.33s i-frames upon breaking (which is most likely unintended). If this is fixed, you will need [\[Brief Respite\]](#) and additional augur mods on a pistol in order to maximise shield gating. Spam spellbind to both CC and shield gate.

Option 2 (Casual non-steel path or early steel path levels <200) Tanking with Damage Reduction

[\[Adaptation\]](#) gives up to 90% damage reduction which works on shields and multiplies with other sources of Damage reduction such as Thorns, [\[Aerodynamic\]](#), [\[Aviator\]](#) and Shields. You can swap Catalyzing Shields for Adaptation, Aura for Aerodynamic, Exilus for Aviator.

Total damage reduction while airborne: 98.86%

Arcanes

- Energize is excellent but not compulsory for energy regen to maintain razorwing
- Pistoleer allows you to spam dex pixia
- Molt Augmented for strength
- Precision to boost dex pixia damage further
- Velocity can further boost dex pixia fire rate, but this is unnecessary when stacked with razorwing blitz

Aura

- Totally flexible depending on preference

Exilus

- Speed drift to increase cast speed for building razorwing blitz stacks on demand
- [\[Aviator\]](#) is okay to use in low levels. Total damage reduction multiplied with thorns gives about 70%. This will not be as useful in Steel Path
- Vigilante pursuit if you don't use enemy radar
- [\[Preparation\]](#) is great for speedrunning, doesn't even need to be max rank

[Top Builds](#)[Tier List](#)[Player Sync](#)[New Build](#)

[Corrosive Projection] allows full strip at 328% strength)

Helminth

Abilities that can be spam cast are best for stacking Razorwing Blitz:

- Eclipse - boosts dex pixia damage
- Pull - fastest one handed animation in the game, and provides light crowd control
- Xata's whisper - slight boost to damage but creates magnetic bubbles that suck in enemy bullets so you dont get hit as often, and potentially increases headshots
- Pillage - strips shields/armor, scales with duration, regens shields for shield gating
- Molt - aggro draw and extreme speed boost to make your titania enter hyperspace
- Nourish - applies viral damage boost to dex pixia and gives energy multiplier

Other mentions:

- Roar - superior damage on slash builds compared to eclipse but cannot be spammed

PLAYSTYLE

1. Go into razorwing mode
2. Hold 1 to self cast for knockdown/status immunity
3. Cast 2 in thorns mode on an enemy to receive 50% damage reduction
4. Cast 1 or helminth ability as many times needed to hit max [Razorwing Blitz] stacks before engaging enemies
5. Shoot stuff with [Dex Pixia]
6. Fly around really fast (don't sprint unless you want a concussion from smacking into walls)

DEX PIXIA

Use the following builds for dex pixia:

Against armored Grineer/Corrupted:

Corrosive Blast: <https://overframe.gg/build/430321/>

Against Murmur:

Blast Electric

corroblast-plague-star-hemocyte-lephantis-killer/

[Diwata]

[Diwata] is a terrible melee to actually use due to the lack of good stance and subpar stats but you can use it if you really want, or use it as a 'statstick' for Razorflies which scales from the diwata mods.

Raw Viral Diwata for DPS (for use with Pillage):

<https://overframe.gg/build/595031/>

Razorfly Statick uses the same build above but with [Primed Pressure Point] swapped for primed smite.

MAGIC FIND OUR COMMUNITIES

SOCIAL MEDIA



SERVICES

[My Account](#) [Support](#)

RESOURCES

[Terms of Service](#) [Privacy Policy](#)

MOBAFIRE NETWORK

[MOBAFire.com](#)

[Leaguespy.gg](#)

[CounterStats.net](#)

[MMO-Champion](#)

[BlueTracker](#)

[HearthPwn](#)

[Minecraft Forum](#)

[Minecraft Station](#)

[Overframe](#)

[MTG Salvation](#)

[DiabloFans](#)



[Teamfight Tactics](#)

[WildRiftFire.com](#)


[RuneterraFire.com](#)

[SMITEFire.com](#)

[DOTAFire.com](#)

[ArtifactFire.com](#)

OVERFRAME




Top Builds

Tier List

Player Sync

New Build



MMORPG.com

© 2024 MagicFind, Inc. All rights reserved.

