

ITEM &gt; WARFRAME &gt; NEKROS PRIME

## OTHER NEKROS PRIME BUILDS



# Nekros Prime (Loot Collecting TANK 25m Range) by ZeroX4

COPY



by ZeroX4 — last updated 4 years ago (Patch 29.6)

👑 1 🌐 63,870

Death's new master. Featuring altered mod polarities allow for greater customization.



75 VOTES




2 COMMENTS



ITEM RANK

30

1 / 74




## The Nekromancer

Nekros Prime  
guide by  
TheMooN85

UPDATE 33.0


5 FORMA

LONG GUIDE



## Reaper of Time | Gloom Nekros | Infinite Crowd Control 95-99% slow | Steel Path

Nekros  
Prime  
guide by  
ninjase

UPDATE  
36.03  
FORMALONG  
GUIDEVOTE  
53

## Nekros Prime (Loot Collector + Vodyanoi Endo and Shedu farm HIGH RANGE)

VOT

OVERFRAME

Top Builds

Tier List

Player Sync

New Build

ENERGY

HEALTH

SHIELD

SPRINT SPEED

DURATION

EFFICIENCY

RANGE

STRENGTH

ARMOR

DAMAGE REDUCTION

EFFECTIVE HIT POINTS

190

740

555

1.1

152%

45%

100%

199%

135

31%

1,813

Health Conversion

Despoil

Shield of Shadows

Equilibrium

Blind Rage

Augur Message

Constitution

Vitality

8

9

9

7

8

7

13

12

\*\*\*\*\*

\*\*\*

\*\*\*

\*\*\*\*\*


\*\*\*\*\*

\*\*\*\*\*

\*\*\*\*\*

\*\*\*\*\*





Nekros Prime guide by ZeroX4

UPDATE 30.7

1 FORMA

LONG GUIDE

Desecrate Despoil max range build

Nekros Prime guide by vmore

UPDATE 25.6

3 FORMA

SHORT GUIDE

Builds by ZeroX4

Paracesis (for Railjack Sentient Ship farm and SP Acolytes Killer) by ZeroX4

Paracesis guide by ZeroX4

UPDATE 30.8

5 FORMA

SHORT GUIDE

VOTE 17

VOTE 64

https://overframe.gg/build/15343/

2/8

GUIDE

2 COMMENTS

NEKROS PRIME BUILDS

BUILDS BY ZEROX4

## Nekros Prime (Loot Collecting TANK 25m Range) by ZeroX4

This build is interchangeable with my [Nekros Prime for loot collecting and Vodyanoi build](#)

(This build will work perfectly fine but paradoxically the one from link above will be better for Vodyanoi - both have same polarization so just switch mods)

Thanks to player named "[Kralaza](#)" for pointing this out IF u go for [\[Shedu\]](#) farm with [Atlas Prime](#) in ur Squad with my build

Consider switching Aura to [\[Power Donation\]](#) to boost [\[Atlas\]](#) drop chance

**For lowest effort 1hit kills with HEAVY ATTACKS** < if u go to Vodyanoi

### !!! VERY IMPORTANT NOTE HERE !!!

## AFTER U KILL ENEMY ALSO ATTACK HIS DEAD BODY ON THE GROUND TO SPLIT IT INTO EVEN MORE PIECES SO NEKROS CAN DESECRATE FROM MORE PARTS

What is on Reaper Prime will work exactly the same on Hate and/or Zaw and vice-versa

**BUT!!!** [\[Hate\]](#) and Zaw build is what you should use (i mean their mod setup) [\[Reaper Prime\]](#) build is just an alternative

[Hate](#) for Heavy Attacks but cheaper build 1-2hit kills

(for everyday use with high CC and CD) by ZeroX4


VOTE 51

Soma Prime guide by ZeroX4

UPDATE 27.0

4 FORMA

SHORT GUIDE



Hydroid Prime (Loot Collector with Pilfering Swarm + Shedu farm) by ZeroX4


VOTE 40

Hydroid Prime guide by ZeroX4

UPDATE 27.0

0 FORMA

SHORT GUIDE



Nekros Prime (Loot Collector + Vodyanoi Endo and Shedu

OR

[ZAW](#) Vodyanoi Flesh Puzzle Maker from parts

STRIKE - Dokrahm

GRIP - Peye

LINK - Vargeet li Ruhang

## HOW TO USE

- Activate Desecrate (press 3)
- Kill enemies with high slash weapon since each piece of enemy corpse will have chance to drop additional loot
- Use Shadows of the Dead to take less damage (press 4)
- Attack with ur Melee
- In case of Vodyanoi go with Heavy Attack weapon and build from above
- In case of casual gameplay pick something from below

In most cases AT VODYANOI u wont have perfect squad thats why basic strategy is (SAME STRATEGY WORKS IF U DO HAVE PERFECT SQUAD)

- Go to farming location (screenshot is at the end of this Guide)
- Activate Desecrate (press 3)
- Put Waypoint like i did on screenshot (in case of someone getting killed or flashbang)
- Let Nidus use his Larva
- Spam Heavy Attacks (Right Mouse Button) to shred everything
- Keep Desecrate Active and look alive

This build is part of my Most Efficient Endo Farm Collection

Perfect Squad for that task is

- [Khora \[Pilfering Strangledome\]](#)
- [\[Nekros Prime\]](#) build to which guide u are reading right now  
OR  
[Nekros Prime \(cheaper mods 1 forma\)](#) < Better option for Vodyanoi  
(Both [\[Nekros\]](#) builds from above have exact same Polarization so u just switch mods)

by  
**ZeroX4**  
Nekros  
Prime  
guide by  
ZeroX4

UPDATE  
30.7

1  
FORMA

LONG  
GUIDE

- This build is good for Arbitration but perfectly do what my other Nekros Prime build does this one just have less range (25m which is enough) and is more of a tank
- IF u want to have Handspring on that build which u should just add - Naramon Polarity on exilus and switch Constitution with Continuity (but dont use Primed Continuity its not worth it)
- [\[Augur Message\]](#) with ([\[Constitution\]](#) or [\[Continuity\]](#)) on this build gives 55 sec duration for Shadows of the Dead while Primed Continuity adds only 5 sec making it 60 sec Duration so its not worth it
- To be even more of a tank switch [\[Augur Message\]](#) with [\[Adaptation\]](#) and Constitution with Primed Continuity (but that is if u wanna go to Arbitration for more than 2 hours and more Forma expensive)
- To be best Tank u can be on Vodyanoi throw away [Shield of Shadows](#) + [Blind Rage](#) + [Augur Message](#) + [Constitution](#) for [Rage](#) or [Hunter Adrenaline](#) + [Adaptation](#) + [Redirection](#)
- As [\[Nekros\]](#) on Vodyanoi you can just cast Desecrate and go into your operator sit in void mode or whatever so your Nekros cant die

## IF u want to heal yourself with melee u need Healing Return on it < it really helps

For Vodyanoi i recommend Heavy Attack build from above all builds below r here just as secondary option

### For Vodyanoi Healing and loot collecting here is

[Orthos Prime](#) (Critical build) more or lest best choice for casual gameplay

[Lesion](#) (Status build)

[\[Lesion\]](#) and [\[Orthos Prime\]](#) are pretty much the same [\[Orthos\]](#) just have more Critical Chance

Both of them will work just fine with each other mod setup

WEAPONS THAT WILL DO EXACT SAME THING IN MORE OR LESS SAME TIME (with same mod setup)



[Paracesis]

[Reaper Prime]

[Sibear]

[Venka Prime]

[Tipedo Prime]

Zaw PARTS ARE LISTED AT THE END OF THIS GUIDE

For loot collecting here is

[Atterax](#) (Spin 2 Win)

For higher LOOT DROP CHANCE

[Smeeta Kavat](#) with [\[Charm\]](#)

For Sentient Ship farm

[Shedu](#) (for destroying caches from behind closed doors)

[Paracesis](#) (for easy Sentient kills)

ZAW PARTS for loot collecting and vodyanoi

- IF u gonna go with Zaw for casual gameplay go with Corrosive not Radiation and replace Vicious Frost with Healing Return

IF u care only about how it works and not how it looks go with

- Cyath
- Sekalla
- Ekwana Jai II (for Status build) < better on enemies lvl 200+
- Vargeet Jai li (for Critical build) < better for enemies lvl 200-

Strike

- Cyath (highest Slash if u care most about DPS pick this)
- [\[Mewan\]](#) (best looking more balanced for different damage types)

Grip (as for grips i go more for how they look instead of stats)

- Jayap (can be an option)
- Kroostra (can be an option)
- Plague Bokwin (best looking most balanced)
- Seekalla (highest Attack Speed)


[Top Builds](#)
[Tier List](#)
[Player Sync](#)
[New Build](#)

door open = faster rounds)



## MAGIC FIND OUR COMMUNITIES

### SOCIAL MEDIA



### SERVICES

[My Account](#) [Support](#)

### RESOURCES

[Terms of Service](#) [Privacy Policy](#)

### MOBAFIRE NETWORK

[MOBAFire.com](#)

[Leaguespy.gg](#)

[CounterStats.net](#)

[HeroesFire.com](#)

[MMO-Champion](#)

[BlueTracker](#)

[HearthPwn](#)

[Minecraft Forum](#)

[Minecraft Station](#)

[Overframe](#)

[MTG Salvation](#)

[DiabloFans](#)



[Teamfight Tactics](#)

[WildRiftFire.com](#)

[RuneterraFire.com](#)

[SMITEFire.com](#)

[DOTAFire.com](#)

[ArtifactFire.com](#)

